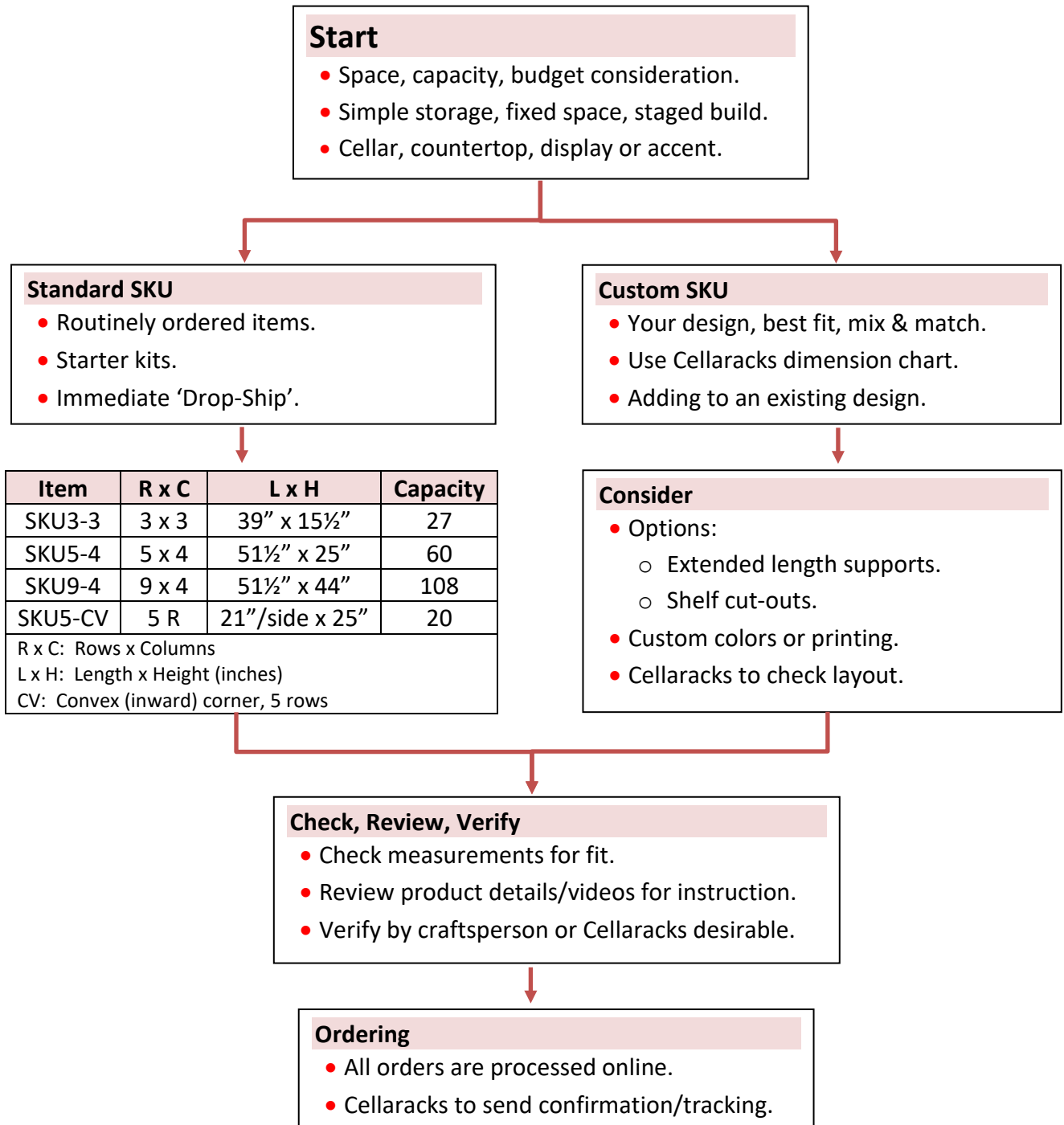


Our goal is to create a positive buying experience. Cellaracks webpage has all the information, and measurements needed to build your design, yet we are always available to assist or verify your layout. This flowchart can assist in condensing your design and provoking considerations.



Easy Road Approach

- Draw a picture of your space appropriately detailed with dimensions. Note any features you'd like to included and we'll place into a CAD program for you to review and edit. No charge, just plan simple!

3-Bottle Holder Configuration

Table shows the height (H") x width (W") measurements and associated bottle capacity.

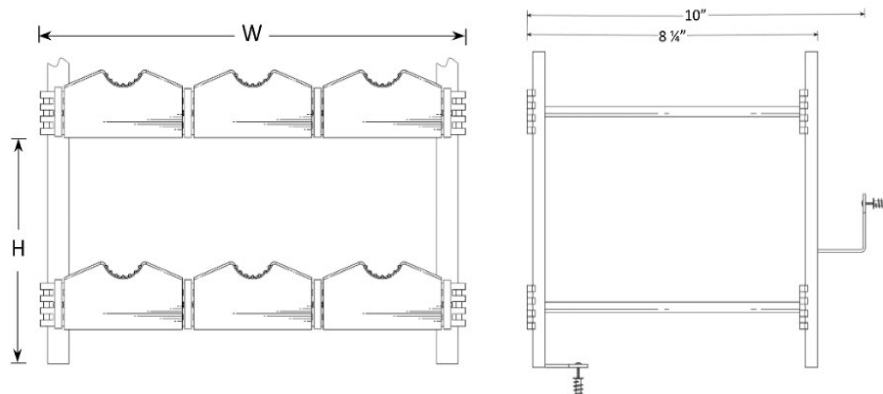
Rows:	Columns:		1	2	3	4	5	6	7	8	9	10	Corners 21 x 21
	H	W	13 ¾	26 ½	39	51 ½	64 ¼	76 ¾	89 ½	102	114 ½	127 ¼	
1	6		3	6	9	12	15	18	21	24	27	30	4
2	10 ¾		6	12	18	24	30	36	42	48	54	60	8
3	15 ½		9	18	27	36	45	54	63	72	81	90	12
4	20 ¼		12	24	36	48	60	72	84	96	108	120	16
5	25		15	30	45	60	75	90	105	120	135	150	20
6	29 ¾		18	36	54	72	90	108	126	144	162	180	24
7	34 ½		21	42	63	84	105	126	147	168	189	210	28
8	39 ¼		24	48	72	96	120	144	168	192	216	240	32
9	44		27	54	81	108	135	162	189	216	243	270	36
10	48 ¾		30	60	90	120	150	180	210	240	270	300	40
11	53 ½		33	66	99	132	165	198	231	264	297	330	44
12	58 ¼		36	72	108	144	180	216	252	288	324	360	48
13	63		39	78	117	156	195	234	273	312	351	390	52
14	67 ¾		42	84	126	168	210	252	294	336	378	420	56
15	72 ½		45	90	135	180	225	270	315	360	405	450	60
16	77 ¼		48	96	144	192	240	288	336	384	432	480	64
17	82		51	102	153	204	255	306	357	408	459	510	68
18	86 ¾		54	108	162	216	270	324	378	432	486	540	72
19	91 ½		57	114	171	228	285	342	399	456	513	570	76
20	96 ¼		60	120	180	240	300	360	420	480	540	600	80

Notes:

Row dimension (H) represents rack + bottle height.

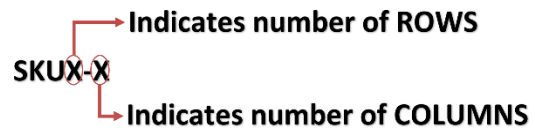
WxH measurements are in inches, +/- 1/8".

Highlighted cells are standard SKU starter kits.



Custom Designs

Straight Ordering: SKUX-X = SKU #row x #column



Corner Ordering: SKUX Concave or Convex = SKU #row CV or CX

